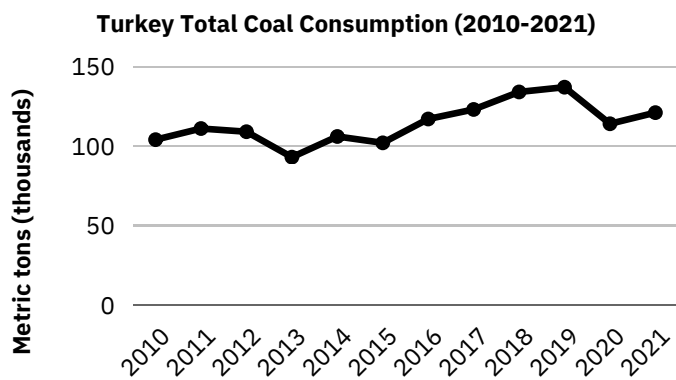


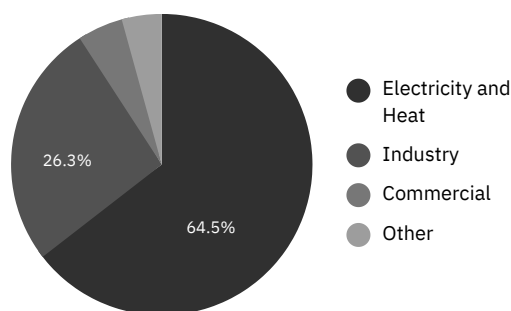
Turkey

Production (2021): 85,633 metric tons; Global ranking: 15
 Consumption (2021): 109,604 metric tons; Global ranking: 14
 Exports (2021): 86 metric tons; Global ranking: 41
 Imports (2021): 36,517 metric tons; Global ranking: 8
 (Source: EIA)



(Source: EIA)

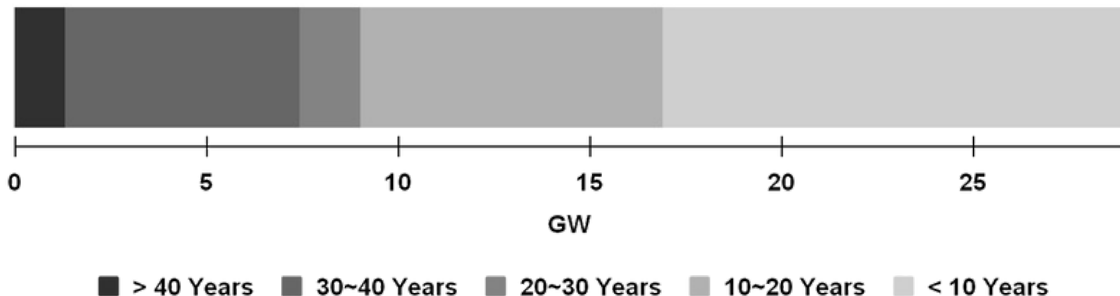
Turkey Coal Consumption by Sector (2018)



(Source: IEA)

Coal power generation (2021): 101.9 TWh, 30.76% of total electricity (Source: Ember)
 Coal power installed capacity (2023): 20.1 GW; Global ranking: 13 (Source: Global Energy Monitor)
 Coal power plants (2023): 35 plants in operation, 12 plants (10.4 GW) in early development stages. There is 1 plant (.1 GW) under construction. (Source: Global Energy Monitor)

Coal power capacity by vintage group:



Age group	> 40 years	30~40 years	20~30 years	10~20 years	< 10 years
Capacity (% of total)	0.9 GW 4.6 %	4.2 GW 20.8 %	1.1 GW 5.5 %	5.4 GW 26.9 %	8.5 GW 42.3 %

(Source: Global Energy Monitor)

POLICY SUMMARY



- "No new coal" pledge: n/a
- Coal power phase-out target: n/a
- Net-zero target: 2053 (Source: Al-Monitor)