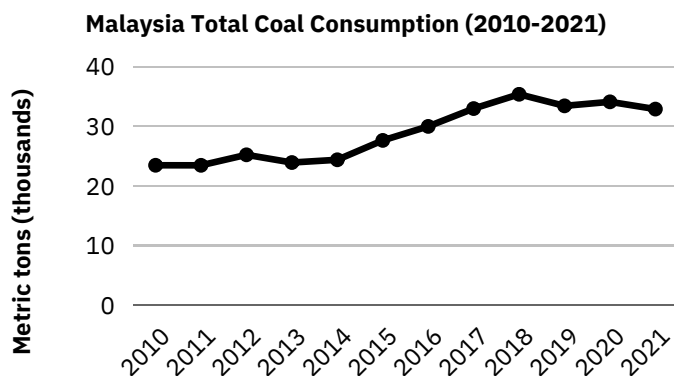


Malaysia

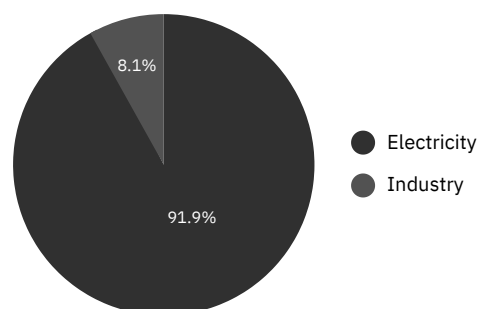
Production (2021): 3,119 metric tons; Global ranking: 33
 Consumption (2021): 32,863 metric tons; Global ranking: 17
 Exports (2021): 143 metric tons; Global ranking: 38
 Imports (2021): 35,084 metric tons; Global ranking: 10

(Source: EIA)



(Source: EIA)

Malaysia Coal Consumption by Sector (2019)



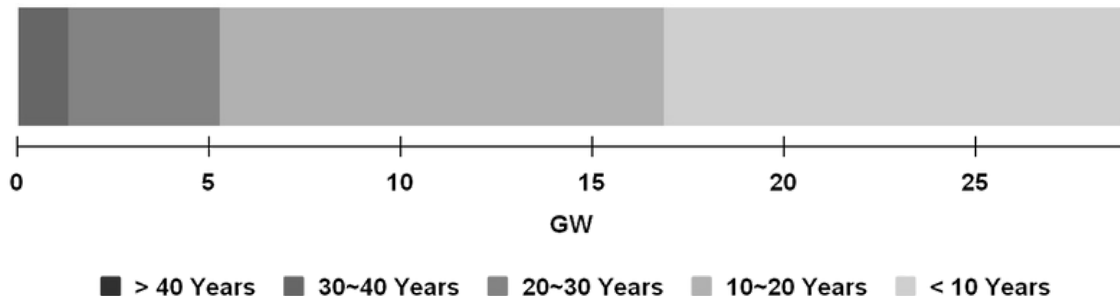
(Source: Malaysia Energy Commission)

Coal power generation (2021): 77.2 TWh, 44% of total electricity (Source: Ember)

Coal power installed capacity (2023): 13.3 GW; Global ranking: 15 (Source: Global Energy Monitor)

Coal power plants (2023): 8 plants in operation, of which 11 plants (3.9 GW) have announced retirement by 2030; no plants under construction or at early development stages. (Source: Global Energy Monitor)


Coal power capacity by vintage group:



Age group	> 40 years	30~40 years	20~30 years	10~20 years	< 10 years
Capacity (% of total)	0 GW 0 %	0.6 GW 4.5 %	1.8 GW 13.6 %	5.3 GW 39.8 %	5.6 GW 42.2 %

(Source: Global Energy Monitor)

POLICY SUMMARY



- "No new coal" pledge: 2021 (Source: S&P Global)
- Coal phase-out target: 7 GW of coal plant retirement by 2033, at the end of 25 yrs PPA term (Source: S&P Global)
- Net-zero target: 2050 (Source: The Sun Daily)