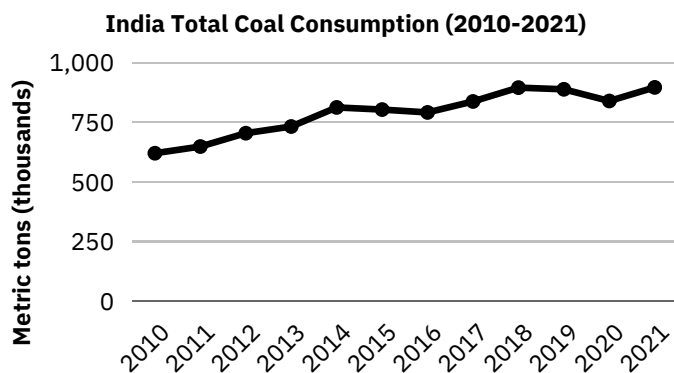


# India

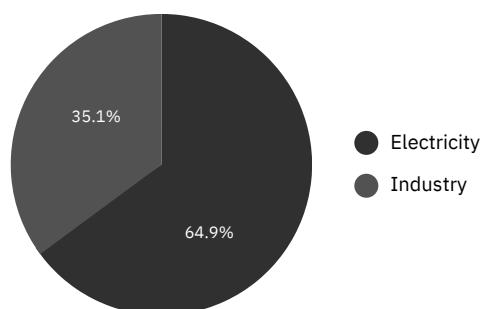
Production (2021): 762,002 metric tons; Global ranking: 2  
 Consumption (2021): 896,171 metric tons; Global ranking: 2  
 Exports (2021): 836 metric tons; Global ranking: 23  
 Imports (2021): 191,245 metric tons; Global ranking: 2

(Source: EIA)



(Source: EIA)

**India Coal Consumption by Sector (2021)**



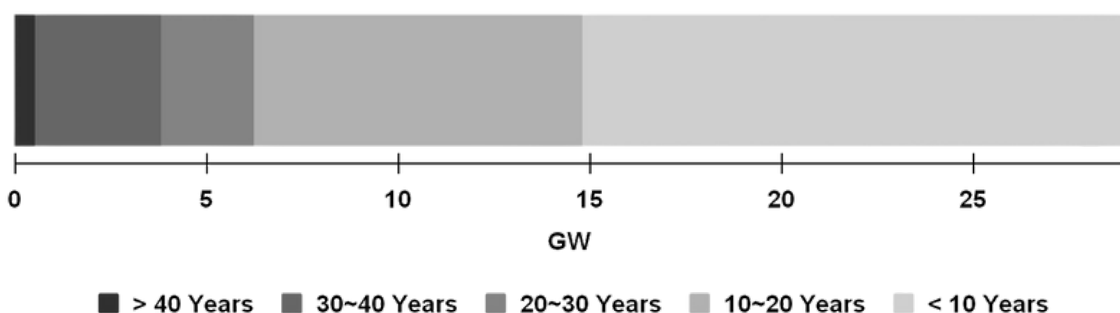
(Source: Government of India)

Coal power generation (2021): 1,271 TWh, 73% of total electricity (Source: Ember)

Coal power installed capacity (2023): 234.3 GW; Global ranking: 2 (Source: Global Energy Monitor)

Coal power plants (2023): 277 plants in operation, 25 plants (32 GW) under construction, 26 plants (28.5 GW) at early development stages (Source: Global Energy Monitor)

## Coal power capacity by vintage group:



Age group	> 40 years	30~40 years	20~30 years	10~20 years	< 10 years
Capacity (% of total)	4.2 GW 1.8 %	26.5 GW 11.3 %	19.2 GW 8.2 %	68.8 GW 29.4 %	115.2 GW 49.2 %

(Source: Global Energy Monitor)

## POLICY SUMMARY



- "No new coal" pledge: Nationally (n/a); State commitments (Chhattisgarh: 2019, Gujarat: 2019, Marahashta: 2020, Karnataka: 2021) (Source: The Economic Times)
- Coal power phase-out target: n/a
- Net-zero target: 2070 (Source: The Hill)