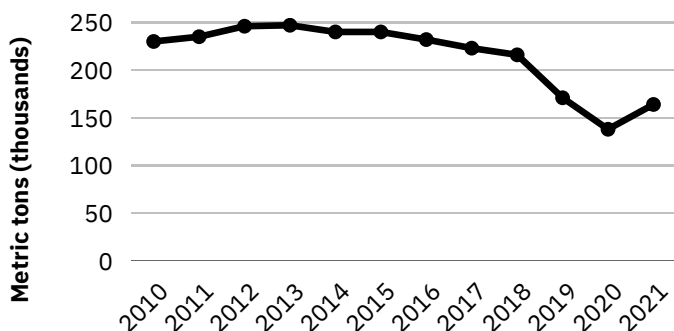


# Germany

Production (2021): 126,257 metric tons; Global ranking: 13  
 Consumption (2021): 164,624 metric tons; Global ranking: 10  
 Exports (2021): 2,086 metric tons; Global ranking: 15  
 Imports (2021): 38,785 metric tons; Global ranking: 7

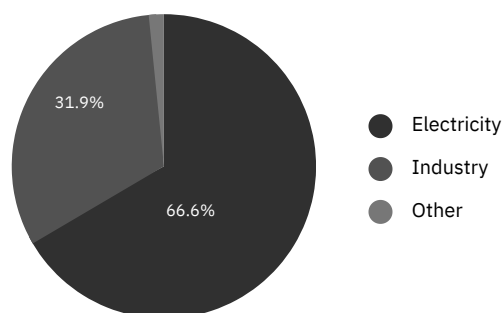
*(Source: EIA)*

**Germany Total Coal Consumption (2010-2021)**



*(Source: EIA)*

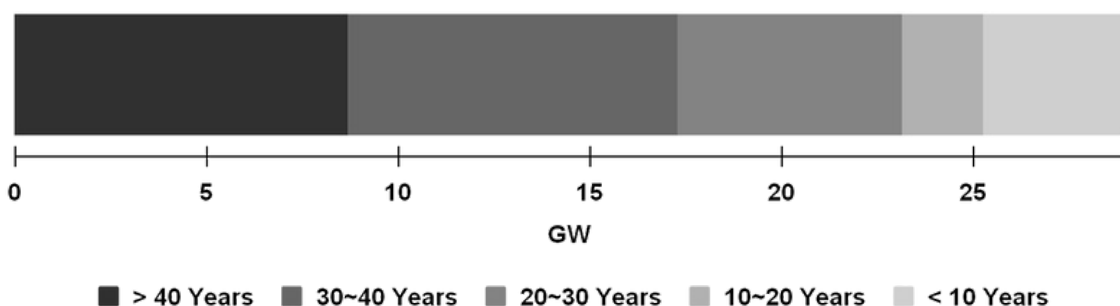
**Germany Coal Consumption by Sector (2020)**



*(Source: Eurostat)*

Coal power generation (2021): 181 TWh, 31.05% of total electricity *(Source: Ember)*  
 Coal power installed capacity (2023): 40.5 GW; Global ranking: 7 *(Source: Global Energy Monitor)*  
 Coal power plants (2023): 60 plants in operation, of which 50 units (20.2 GW) have announced retirement by 2030; 0 plants under construction or at early development stages. *(Source: Global Energy Monitor)*

**Coal power capacity by vintage group:**



Age group	> 40 years	30~40 years	20~30 years	10~20 years	< 10 years
Capacity (% of total)	12.1 GW 29.8 %	11.9 GW 29.5 %	8.2 GW 20.2 %	3.0 GW 7.3 %	5.4 GW 13.2 %

*(Source: Global Energy Monitor)*

## POLICY SUMMARY



- "No new coal" pledge: n/a
- Coal power phase-out target: 2030 *(Source: AP News)*
- Net-zero target: 2045 *(Source: Climate Change News)*